



# East Lake ES

Media Center Collection Development Plan  
2023-24

Elizabeth Bounds

---

Elizabeth Bounds  
Principal

A handwritten signature in black ink, reading "Dawn Lue Pann". The signature is fluid and cursive, with the first letters of each name being capitalized and prominent.

---

Dawn Lue Pann  
Certified Educational Media Specialist

# Table of Contents

---

<b>Table of Contents</b>	<b>2</b>
<b>Executive Summary</b>	<b>3</b>
District Strategic Plan 2025	3
School Collection Development Plan	3
<b>School Assessment Analysis</b>	<b>4</b>
<b>Collection Analysis</b>	<b>5</b>
<b>Collection Analysis by Category</b>	<b>6</b>
Notes	6
<b>Representation Analysis</b>	<b>7</b>
Results	7
<b>Strategic Focus</b>	<b>8</b>
<b>Budget and Purchasing Plan</b>	<b>9</b>
Annual Budget 2023-2024	9
Purchasing Plan 2023-2024	9
<b>Year-to-Year Collection Change</b>	<b>10</b>

# Executive Summary

---

## ***District Strategic Plan 2025***

Orange County Public Schools is the eighth-largest school district in the United States and the fourth largest in Florida. The district serves more than 206,000 students at 202 schools and is one of the largest employers in Central Florida with more than 25,000 team members.

**Vision:** To ensure every student has a promising and successful future.

**Mission:** With the support of families and the community, we create enriching and diverse pathways to lead our students to success.

## ***School Collection Development Plan***

East Lake ES serves 477 students enrolled in grades Kindergarten through fifth. The student population's ethnicity is made up of 45% Hispanic and 55% Non-Hispanic students. Additionally, we serve a diverse population made up of 78% White, 12% Black, 0% Native, 4% Asian, 1% Pacific, and 6% Multicultural students.

The administration includes Principal Elizabeth Bounds and Assistant Principal Joshua Torres. East Lake ES is proud to offer the many special programs which provide students with opportunities. These include Afterschool Acceleration Tutoring, Chorus, Art Club, News Crew, Chess Club, Library Makerspace, Lego Robotics, Sunshine State Young Readers Awards, K-Kids Club, and Read to Succeed.

A thorough analysis of the current media center collection at East Lake ES indicates that the average age of the collection is 2008 and the number of books per student is 20. The [American Association for School Libraries](#) has established a criteria for highly effective media centers that includes a ratio of 15-20 books available per student in the collection. At this time, East Lake ES does meet the recommended standards for the number of books per student.

The analysis of the collection also revealed the following areas of strengths and concerns:

- Based on the reading scores, students need support in early literacy reading and would benefit from additional books in our collection.
- Students in the intermediate grades need literacy support to improve on their standardized reading skills.
- In addition to the physical media center collection, the district provides almost 5,000 eBooks, audiobooks, and digital magazines.
- The average publication date changed from 2006 to 2008 because 4,168 outdated titles were weeded. This is acceptable but needs to be improved.
- This collection contains 60% Fiction and 40% Nonfiction and shows a need for an increase in current nonfiction titles.
- Purchases of new books will focus on Hispanic titles to reflect our population.

# School Assessment Analysis

The school analysis provides an overview of the school's assessment data for the previous two school years.

Proficiency Data							
Assessment	2021-22	Assessment	2022-23	Assessment	2021-22	Assessment	2022-23
		<b>Star Early Literacy Proficiency</b>	47%				
		<b>Star Reading Proficiency</b>	69%				
						<b>Star Math Proficiency</b>	64%
<b>FSA ELA Grade 3</b>	71%	<b>FAST ELA Proficiency Grade 3</b>	47%	<b>FSA Math Grade 3</b>	66%	<b>FAST Math Proficiency Grade 3</b>	53%
<b>FSA ELA Grade 4</b>	69%	<b>FAST ELA Proficiency Grade 4</b>	60%	<b>FSA Math Grade 4</b>	72%	<b>FAST Math Proficiency Grade 4</b>	47%
<b>FSA ELA Grade 5</b>	44%	<b>FAST ELA Proficiency Grade 5</b>	69%	<b>FSA Math Grade 5</b>	33%	<b>FAST Math Proficiency Grade 5</b>	60%
<b>NGSSS Sci 5 EOC</b>	48%	<b>NGSSS Sci 5 EOC</b>	75%				

## Comparison between 2021-22 and 2022-23 Testing Data

(adapted from <https://www.fldoe.org/accountability/assessments/k-12-student-assessment/results/2023.stml>)

In 2023, the state transitioned from Florida Standards Assessments (FSA) to Florida Assessment of Student Thinking (FAST) for English Language Arts (ELA) and Mathematics. The 2022-23 for FAST and Benchmarks for Excellent Student Thinking (B.E.S.T.) End-of-Course (EOC) assessments are based on **provisional** achievement level cuts that are linked to each assessment's respective 2021-22 reporting scale. Comparisons should not be made between the 2023 data and previous years' data. The implementation of FAST K-2 in the 2022-23 school year was the first administration of statewide assessments for students in grades K-2. These assessments include Star Early Literacy Proficiency, Star Reading Proficiency, and Star Math Proficiency.



## Collection Analysis by Category

---

The information collected in this section provides a detailed look at the current library collection by classification and genre. The information was gathered from Follett Destiny, the library management system, and Titlewave, the vendor's ordering and analysis tool.

Section	# of Titles	Average Age
Computer Science, Information & General Works	36	2009
Philosophy & Psychology	68	2011
Religion	20	2011
Social Sciences	435	2006
Language	85	2004
Science	1233	2008
Technology	583	2010
Arts & Recreation	278	2010
Literature	68	2006
History & Geography	376	2007
Biography	572	2014
General Fiction	5505	2007
Graphic Novels	287	2017

### Notes

- Our Language section is the oldest section with 85 titles that need to be updated to reflect our cultural population.
- The Graphic novels are our most current collection.
- After weeding our Biographies section; current age has been updated from 2008 to 2014.

# Representation Analysis

Enrollment & Demographic Data					
477 2023-24 Student Enrollment as of September 7, 2023	Subgroups		Federal Ethnicity		
	14% ELL	14% ESE	45% Hispanic	55% Non-Hispanic	
Federal Race Category					
78% White	12% Black	0% Native	4% Asian	1% Pacific	6% Multicultural

To deepen focus on strategic collection development, specific sections of the collection were analyzed in detail to determine whether the media center collection reflects and represents various points of view and experiences. The goal is to provide a balanced collection that can be both a mirror, to reflect a reader's experience, and a window, so readers can experience different viewpoints.

## Results

Based on the available school data of East Lake ES in comparison to Collection Analysis results, it was found that:

Student Representation	% of Students	Total # of Titles	Total % of Titles	Avg. Age of Titles
Hispanic	45%	115	1.2%	2014
Black	12%	298	3.1%	2012
Asian	4%	185	1.9%	2012

After completing a deeper, targeted analysis of the representation section of the TitleWise report, it was determined that:

- Hispanic students are 45% of the school's population. However we only have 115 titles, which is only 1.2% of our total collection available.
- African American students represent 12% of our population. We currently have 298 titles in circulation, which is only 3% of our total available titles.
- Asian students represent 4% of our total population and our current collection has 1.9% titles that represent this culture.

## Strategic Focus

---

This page lists the priorities for selection and weeding for each school year and includes the action, updates, and outcomes. This is subject to change due to funding and time constraints.

School Year	Strategic Focus
2023-2024	<b>Selection Priorities</b> <ul style="list-style-type: none"><li>• 2024-25 SSYRA and SSYRA Jr. Collection</li><li>• Diverse Cultural Titles (LatinX, Hispanic, African American)</li><li>• Increase current nonfiction titles (with a focus on Computer Science, Information &amp; General Works)</li><li>• Add current/popular biography titles</li></ul>
	<b>Weeding Priorities</b> <ul style="list-style-type: none"><li>• YA Novels</li><li>• Follow District Weeding Focus</li><li>• Fiction Chapter Books</li><li>• Easy Readers</li><li>• Past SSYRA</li></ul>
2024-2025	<b>Selection Priorities</b> <ul style="list-style-type: none"><li>• 2025-26 SSYRA and SSYRA Jr. Collection</li><li>• Low Level/High Interest (Easy Readers)</li><li>• History/Geography (Update cultural/historical)</li><li>• New Series Based on student interest</li></ul>
	<b>Weeding Priorities</b> <ul style="list-style-type: none"><li>• Easy Readers (Quick Picks)</li><li>• Nonfiction (History and Geography)</li><li>• Fiction</li></ul>



## Budget and Purchasing Plan

---

This page outlines the current budget available and specifically lists the priorities for this school year (2023-2024).

### *Annual Budget 2023-2024*

State Funds	
Source	Amount
State (1001111000)	\$9,581.51
Internal Accounts	
Source	Amount
Book Fair Profits (7551)	\$0
Scholastic Dollars	\$6,000
Library Fines (7351)	\$1272.86
Media (7346)	\$1749.36
Grants (PTA - SSYRA))	\$1000
<b>TOTAL</b>	\$19,603.73

### *Purchasing Plan 2023-2024*





Approximate Purchasing Plan	
Purpose	Amount
Scholastic Titles/Stem Materials	\$6,000
Biographies	\$2,000
Nonfiction Titles	\$4,000
SSYRA/SSYRA Jr.	\$1,200
Diverse/SEL Titles/Fiction Series	\$3,000
<b>TOTAL</b>	\$16,200

## Year-to-Year Collection Change

The information below represents the year-to-year change within the library media center collection from the 2022-23 to 2023-24 school year. The 2022-23 data is based on a collection analysis from June 2022, while the 2023-24 is based on a collection analysis from July 2023.

### Data Reflection

- Due to legislative changes, purchasing for the 2022-23 school year was effected.
- Based on weeding of outdated titles, our average collection age changed to 2008
- While our average items per student decreased, we are still within the expected 15-18 titles per student.

2022-23 Purchased and Weeded Materials		
Materials Added to the Collection	252	Materials Weeded from the Collection 4.584
Category	2022-23	2023-24
 Items in the Collection	13,871	9,703
 Items per Student	28	20
 Average Age of Collection	2006	2008
 Representative Titles in the Collection	31%	31%

Signature: Elizabeth Bounds  
Elizabeth Bounds (Oct 5, 2023 12:01 EDT)

Email: [elizabeth.bounds@ocps.net](mailto:elizabeth.bounds@ocps.net)







# OCPS East Lake ES Collection Development Plan 2023-2024

Final Audit Report

2023-10-05

Created:	2023-09-22
By:	Dawn Lue Pann (dawn.luepann@ocps.net)
Status:	Signed
Transaction ID:	CBJCHBCAABAA4O4_ppsJO6rUG0h7tqb97M9xvZA50Lqm

## "OCPS East Lake ES Collection Development Plan 2023-2024" History

-  Document created by Dawn Lue Pann (dawn.luepann@ocps.net)  
2023-09-22 - 6:34:45 PM GMT- IP address: 168.184.83.28
-  Document emailed to Elizabeth Bounds (elizabeth.bounds@ocps.net) for signature  
2023-09-22 - 6:35:48 PM GMT
-  New document URL requested by Dawn Lue Pann (dawn.luepann@ocps.net)  
2023-09-29 - 8:31:16 PM GMT- IP address: 69.244.253.158
-  Email viewed by Elizabeth Bounds (elizabeth.bounds@ocps.net)  
2023-10-05 - 4:00:28 PM GMT- IP address: 168.184.83.196
-  Document e-signed by Elizabeth Bounds (elizabeth.bounds@ocps.net)  
Signature Date: 2023-10-05 - 4:01:24 PM GMT - Time Source: server- IP address: 168.184.83.196
-  Agreement completed.  
2023-10-05 - 4:01:24 PM GMT